


## Very Narrow Aisle MTC Turret Truck

1000kg, 1300kg and 1500kg



- Integrated pantograph (reduced operating aisle)
- Sealed Yale AC motors
- High performance
- Ergonomic operating environment
- Seated or standing operation
- Choice of forward mounted or seat side control
- Simultaneous controls, patented hydraulic control system

### Mast details - 2 stage Triform / 2 stage Quadform

Model	Mast type	Maximum fork height H=h9+h3+h13 mm	Overall lowered height (main mast) h1 mm	Overall lowered height (mini mast) h6 mm	Free lift h9 mm	Main lift h3 mm	Overall extended height h4 mm	Raised platform height h12 mm
MTC10 MTC13 MTC13 80 MTC13LWB MTC15SWB	2 stage Triform	5240	2740	3020	1980	3180	6227	3585
		5740	2990	3020	1980	3680	6727	4085
		6240	3240	3020	1980	4180	7227	4585
		6740	3490	3020	1980	4680	7727	5085
		7240	3740	3020	1980	5180	8227	5585
		7740	3990	3020	1980	5680	8727	6085
MTC13 MTC13 80 MTC13LWB MTC15SWB	2 stage Triform	8240	4240	3020	1980	6180	9227	6585
		8740	4490	3020	1980	6680	9727	7085
		9240	4740	3020	1980	7180	10227	7585
		9740	4990	3020	1980	7680	10727	8085
		10220	5390	3020	1980	8160	11207	8565
MTC13LWB MTC15SWB	2 stage Triform	10520	5540	3020	1980	8460	11507	8865
		10920	5740	3020	1980	8860	11907	9265
MTC15SWB	2 stage Triform	11420	5990	3020	1980	9360	12407	9765
		11620	6090	3020	1980	9560	12607	9965
		11920	6240	3020	1980	9860	12907	10265
		12320	6440	3020	1980	10260	13307	10665
MTC15MWB MTC15LWB	2 stage Quadform	5420	2990	3020	1980	3360	6407	3765
		5920	3240	3020	1980	3860	6907	4265
		6420	3490	3020	1980	4360	7407	4765
		6920	3740	3020	1980	4860	7907	5265
		7420	3990	3020	1980	5360	8407	5765
		7920	4240	3020	1980	5860	8907	6265
		8420	4490	3020	1980	6360	9407	6765
		8920	4740	3020	1980	6860	9907	7265
		9420	4990	3020	1980	7360	10407	7765
		9920	5240	3020	1980	7860	10907	8265
		10220	5390	3020	1980	8160	11207	8565
		10920	5740	3020	1980	8860	11907	9265
		11420	5990	3020	1980	9360	12407	9765
11920	6240	3020	1980	9860	12907	10265		
MTC15LWB	2 stage Quadform	12320	6440	3020	1980	10260	13307	10665

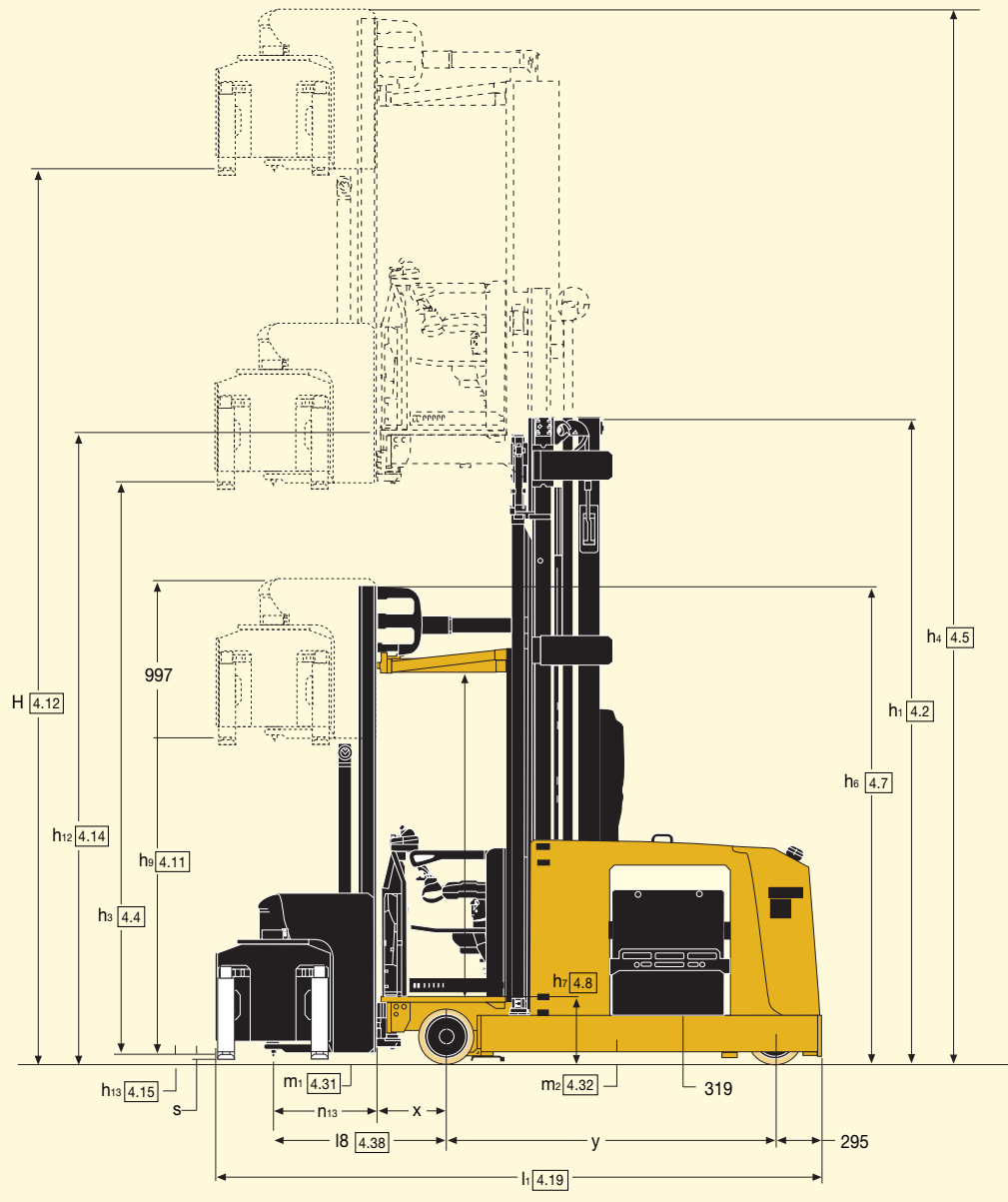
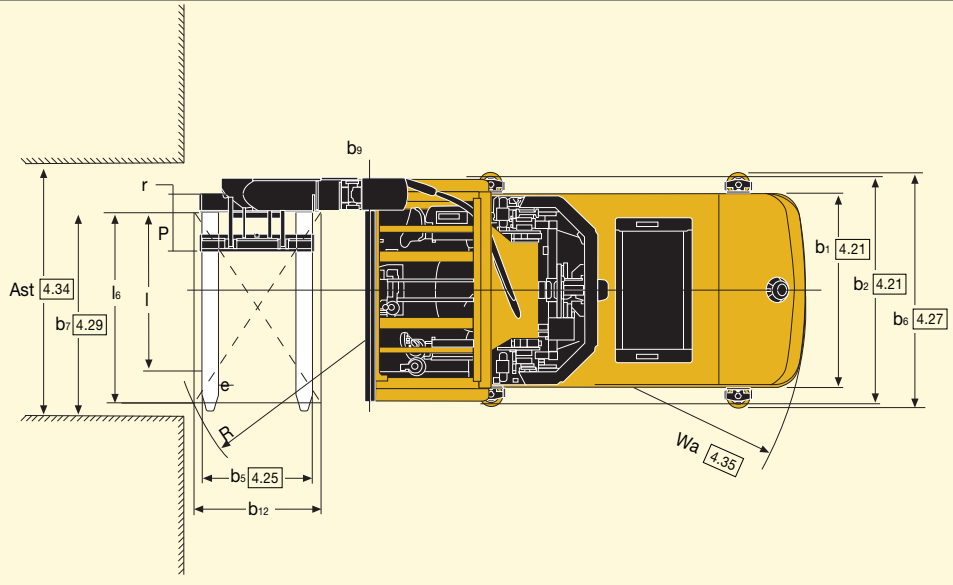
### Mast details - 3 stage Triform / 3 stage Quadform

Model	Mast type	Maximum fork height H=h9+h3+h13 mm	Overall lowered height (main mast) h1 mm	Overall lowered height (mini mast) h6 mm	Free lift h9 mm	Main lift h3 mm	Overall extended height h4 mm	Raised platform height h12 mm
MTC13 MTC13 80 MTC13LWB MTC15SWB	3 stage Triform	5630	2490	3020	1980	3570	6617	3975
		6380	2740	3020	1980	4320	7367	4725
		7130	2990	3020	1980	5070	8117	5475
		7880	3240	3020	1980	5820	8867	6225
		8630	3490	3020	1980	6570	9617	6975
		9380	3740	3020	1980	7320	10367	7725
		10130	3990	3020	1980	8070	11117	8475
		10880	4240	3020	1980	8820	11867	9225
MTC13LWB MTC15SWB	3 stage Triform	11630	4490	3020	1980	9570	12617	9975
		12380	4740	3020	1980	10320	13367	10725
MTC15MWB MTC15LWB	3 stage Quadform	7700	3240	3020	1980	5640	8687	6045
		8450	3490	3020	1980	6390	9437	6795
		9200	3740	3020	1980	7140	10187	7545
		9950	3990	3020	1980	7890	10937	8295
		10700	4240	3020	1980	8640	11687	9045
		11450	4490	3020	1980	9390	12437	9795
		12200	4740	3020	1980	10140	13187	10545
12950	4990	3020	1980	10890	13937	11295		
MTC15LWB	3 stage Quadform	13700	5240	3020	1980	11640	14687	12045

### Auxiliary Mini Mast Options

Model	Maximum fork height h9 mm	Overall extended height h4 mm	Overall lowered height (mini mast) h6 mm
MTC10, MTC13, MTC13 80, MTC13LWB MTC15SWB, MTC15MWB, MTC15LWB	1980	+ 0	3020
	2140	+ 160	3020
	2720	+ 740	3585
	3000	+1020	3865

# Truck Dimensions



## VDI 2198 - General Specifications

		Yale		Yale				
Characteristics	1.1	Manufacturer			Yale			
	1.2	Model designation			<b>MTC10</b>			
	1.3	Power: battery, diesel, LPG, electric mains			Electric			
	1.4	Operation: manual, pedestrian, stand-on, seated			Driver seated / stand-on			
	1.5	Load capacity	Q (Kg)	1000		1300		
	1.6	Load center	c (mm)	600		600		
	1.8	Load face	x (mm)	variable		variable		
	1.9	Wheelbase	y (mm)	1783		1943		
	Weights	2.1	Unladen weight	(Kg)	6276		6701	
2.2		Axle loading laden, front/rear	(Kg)	variable		variable		
2.3		Axle loading unladen, front/rear	(Kg)	variable		variable		
Wheels and Tyres	3.1	Tyres: rubber, polyurethane front/rear			polyurethane			
	3.2	Tyre size - front	d1 (mm)	ø 350 x 140		ø 350 x 140		
	3.3	Tyre size - rear	d2 (mm)	ø 400 x 160		ø 400 x 160		
	3.5	Wheels - number front/rear (x = driven)			2 / 1(x)			
	3.6	Track width - front	b10 (mm)	variable		variable		
	3.7	Track width - rear	b11 (mm)	0		0		
	Dimensions	4.2	Height of mast, lowered	h1 (mm)	see table		see table	
4.3		Free stroke height	h2 (mm)	-		-		
4.4		Lift height	h3 (mm)	see table		see table		
4.5		Height of mast, extended	h4 (mm)	see table		see table		
4.7		Height of aux mast	h6 (mm)	see table		see table		
4.8		Height of seat/platform	h7 (mm)	425		425		
4.11		Auxiliary lift	h9 (mm)	see table		see table		
4.12		Height, forks raised	h10 (mm)	see table		see table		
4.14		Height, platform raised	h12 (mm)	see table		see table		
4.15		Lowered height	h13 (mm)	80		80		
4.19		Overall length (forks nested)	l1 (mm)	variable		variable		
4.20		Overall length (forks forward = 1200 fork length)	l2 (mm)	variable		variable		
4.21		Overall width	b1 / b2 (mm)	variable		variable		
4.22		Fork dimensions	s / e / l (mm)	45 / 100 / 1200 <sup>(4)</sup>		45 / 100 / 1200 <sup>(4)</sup>		
4.23		Fork carriage to DIN 15173 class/form A, B			No		No	
4.24		Fork carriage width	b3 (mm)	720		720		
4.25		Outside fork width min./max.	b5 (mm)	510 ÷ 690		510 ÷ 690		
4.27		Width over guide rollers	b6 (mm)	variable		variable		
4.29		Traverse stroke	b7 (mm)	variable		variable		
4.31		Ground clearance beneath mast, laden	m1 (mm)	45		45		
4.32		Ground clearance center of wheelbase	m2 (mm)	75		75		
4.34		Aisle width with pallets 800 x 1200 lengthwise	Ast (mm)	1600 <sup>(5)</sup>		1600(5)		
4.35		Turning radius	Wa (mm)	2100		2250		
4.38	Rotator center	l8 (mm)	670		670			
4.39	Length rotator arm	n (mm)	670		670			
4.40	Width traverse frame	B (mm)	variable		variable			
4.41	Lost rotator width	F (mm)	210		210			
4.42	Transfer aisle width pallet 1200 x 1200 mm	Au (mm)	4140 <sup>(2)</sup>		4295 <sup>(2)</sup>			
Performance	5.1	Travel speed, laden / unladen	(km/h)	9.9	10.0	10.4	10.5	
	5.2	Lift speed, laden / unladen	(m/s)	0.41	0.45	0.41	0.45	
	5.3	Lowering speed, laden / unladen	(m/s)	0.50	0.45	0.50	0.45	
	5.4	Traverse speed, laden / unladen	(m/s)	0.30		0.30		
	5.7	Max. gradeability, laden / unladen	(%)	6		6		
	5.10	Service brake			electric / mechanical		electric / mechanical	
Power Unit	6.1	Drive motor rating (S2 60 min.)	(kW)	7.5		7.5		
	6.2	Lifting motor rating (S3 25%)	(kW)	2 x 12		2 x 12		
	6.3	Battery to DIN 43531/36 A, B, C, no			DIN B	DIN C	DIN C	
	6.4	Battery voltage/capacity (5 hour rate)	(V/Ah)	48/560	48/560	48/700	48/700	48/840
	6.5	Battery weight	(Kg)	950	1000	1300	1360	1360
Other	8.1	Drive control			AC ~ MOSFET		AC ~ MOSFET	
	8.2	Working pressure for attachments	(bar)	150		150		
	8.3	Oil flow for attachments	(l/min)	6		6		
	8.4	Medium noise level	dB (A)	< 70		< 70		

<sup>(2)</sup> +76mm for 3 stage mast with 'n' = 670 (MTC13, MTC13 80, MTC13LWB, MTC15SWB, MTC15MWB, MTC15LWB)

<sup>(4)</sup> Available fork length 800mm, 1000mm, 1066mm and 1200mm

<sup>(5)</sup> Ast: load dimension function

Yale		Yale		Yale		Yale		Yale	
<b>MTC13 80</b>		<b>MTC13 LWB</b>		<b>MTC15 SWB</b>		<b>MTC15 MWB</b>		<b>MTC15 LWB</b>	
Electric		Electric		Electric		Electric		Electric	
Driver seated / stand-on		Driver seated / stand-on		Driver seated / stand-on		Driver seated / stand-on		Driver seated / stand-on	
1300		1300		1500		1500		1500	
600		600		600		600		600	
variable		variable		variable		variable		variable	
1943		2063		2063		2193		2388	
6701		7034		7140		7686		7921	
variable		variable		variable		variable		variable	
variable		variable		variable		variable		variable	
polyurethane		polyurethane		polyurethane		polyurethane		polyurethane	
ø 350 x 140		ø 350 x 140		ø 350 x 140		ø 350 x 140		ø 350 x 140	
ø 400 x 160		ø 406 x 178		ø 406 x 178		ø 406 x 178		ø 406 x 178	
2 / 1(x)		2 / 1(x)		2 / 1(x)		2 / 1(x)		2 / 1(x)	
variable		variable		variable		variable		variable	
0		0		0		0		0	
see table		see table		see table		see table		see table	
-		-		-		-		-	
see table		see table		see table		see table		see table	
see table		see table		see table		see table		see table	
see table		see table		see table		see table		see table	
425		425		425		425		425	
see table		see table		see table		see table		see table	
see table		see table		see table		see table		see table	
see table		see table		see table		see table		see table	
80		80		80		80		80	
variable		variable		variable		variable		variable	
variable		variable		variable		variable		variable	
variable		variable		variable		variable		variable	
45 / 100 / 1200 <sup>(4)</sup>		45 / 100 / 1200 <sup>(4)</sup>		45 / 100 / 1200 <sup>(4)</sup>		45 / 100 / 1200 <sup>(4)</sup>		45 / 100 / 1200 <sup>(4)</sup>	
No		No		No		No		No	
720		720		720		720		720	
510 ÷ 690		510 ÷ 690		510 ÷ 690		510 ÷ 690		510 ÷ 690	
variable		variable		variable		variable		variable	
variable		variable		variable		variable		variable	
45		45		45		45		45	
75		75		75		75		75	
1600 <sup>(5)</sup>		1600 <sup>(5)</sup>		1600 <sup>(5)</sup>		1600 <sup>(5)</sup>		1600 <sup>(5)</sup>	
2250		2370		2370		2495		2685	
670		670		670		670		670	
670		670		670		670		670	
variable		variable		variable		variable		variable	
210		210		210		210		210	
4295 <sup>(2)</sup>		4410 <sup>(2)</sup>		4410 <sup>(2)</sup>		4540 <sup>(3)</sup>		4735 <sup>(3)</sup>	
11.9	12.0	10.4	10.5	11.9	12.0	11.9	12.0	11.9	12.0
0.41	0.45	0.41	0.45	0.41	0.45	0.41	0.45	0.41	0.45
0.50	0.45	0.50	0.45	0.50	0.45	0.50	0.45	0.50	0.45
0.30		0.30		0.30		0.30		0.30	
6		6		6		6		6	
electric / mechanical		electric / mechanical		electric / mechanical		electric / mechanical		electric / mechanical	
8.0		7.5		8.0		8.0		8.0	
2 x 15		2 x 12		2 x 15		2 x 15		2 x 15	
DIN A		DIN B		DIN A		DIN A		DIN A	
80/420		48/1085		80/560		80/700		80/840	
1360		1580		1600		1900		1900	
AC ~ MOSFET		AC ~ MOSFET		AC ~ MOSFET		AC ~ MOSFET		AC ~ MOSFET	
150		150		150		150		150	
6		6		6		6		6	
< 70		< 70		< 70		< 70		< 70	

\*12km/h speed application specific.

## Models:

**MTC10, MTC13, MTC13LWB,  
MTC13 80, MTC15SWB, MTC15MWB, MTC15LWB**

### Forward mounted controls

Operator controls are adjustable in height, angle and plane, allowing perfect ergonomic operation in both seated and standing positions. Each truck function can be controlled without re-positioning the hands. Proportional control affords total control of the machine and turret head at all times allowing simultaneous multiple truck movements.

### Seat sided controls

Seat side controls (optional) give the operator the ideal driving position with ultimate comfort, specifically designed for extended shift periods requiring a high through rate of pallet movements.

### Drivers cabin

The cabin is equipped with a soft, non-slip rubber floor mat providing extra operator comfort. A large operator presence foot sensor mounted under the mat allows freedom of movement without confinement to a single position. The luxury driver's seat is height adjustable with an ergonomically designed high backrest, thick padding, 20 degrees of rotation with spring loaded return to centre plus 3 different locking positions. The operator can comfortably turn while traveling in the reverse direction. The fold up seat is padded on the underside allowing it to be used as a backrest while operating in the the standing position.

### Visibility

The front lean bar with integrated screen allows full and un-obscured visibility of the forks, pallet and racking at all times, reducing the risk of product damage and allowing the operator to remain in a comfortable driving position.

### Steering

Electronic steering utilizes direct drive to the steer wheel through a gear, employing an automotive style wheel with integral steering knob or optional return to center steering.

Auto centering with system check and calibration on 'power up' eliminates operator error when starting off.

### Turret head

Designed for pallet handling in three

different directions, configurations are available for various pallet dimensions. Top and bottom mounting of the turret head gives excellent load stability at all times and at all lift heights. An integral pantograph hidden in the fork carriage allows the truck to operate in the smallest of aisles with maximum side operating clearances. Various different lift heights enable truck configurations to suit a customers' specific application. The truck features automatic synchronous fork rotation with operator graphical feedback on the user interface display.

### Masts

Duplex or triplex masts in both a tri-form or quad-form provide excellent mast rigidity and stability, using a series of torsion tubes. The triplex mast is perfect for low door clearances or overhead obstruction which require a low closed height. The MTC15MWB and MTC15LWB utilize the Yale patented four point quad-form mast which provides exceptional rigidity at the highest of heights for operator comfort, stability and minimum aisle requirements. Rectangular steel cross members give torsional rigidity and minimise deflection enabling a reach height exceeding 16,000mm

### AC technology

Three phase AC technology is employed on all traction and steering hydraulic motors. All four motors are sealed to prevent dust or dirt ingress to improve long term reliability and performance.

### Brakes

Regenerative braking provides high efficiency and maintenance free braking without wear to any of the components. An electric magnetic braking system secures the truck when stationary.

### Hydraulics

The truck is equipped with proportional valve technology providing smooth control and movement of turret head functions. Two powerful hydraulic lift motors provide independent power, or they can be linked to allow ultimate control whilst operating any of the truck's functions simultaneously.

### CAN-Bus communication system

All sensors, controls, hydraulic actuators and motor controls are networked together to share information and communicate with one another. Elimination of multiple wiring improves reliability, performing an array of truck functions for safe, controllable and rapid operation of the machine. Cabin height, turret head position and truck movement are continuously monitored so each function can operate at its optimum level. Operator pin numbers can give different performance settings to suit driver abilities and prevent unauthorized access. Service functions give engineers a comprehensive information and diagnostics, from current draws on motors to a history log of faults.

### Guidance

Trucks are equipped with external guide wheels and an automatic aisle detection for rail guided applications. For Wire Guided applications, the truck quickly locks onto the wire when entering an aisle, if the guidance system isn't switched on, traction automatically reduces. If the truck is switched off while on the system, it automatically switches back onto the guidance system on re-start.

### Options

- Cold storage -40°C
- Shuttle table
- Pre-height selector
- Radio Data terminal wiring and bracket
- End of aisle controls
- Passcode start
- Mirrors
- Load wheel braking
- Zero thickness hydraulic fork positioner.
- Programmable cabin lift interrupts with override
- Seat side controls

### Note:

SWB = Short Wheel Base  
MWB = Medium Wheel Base  
LWB = Long Wheel Base



**NACCO Materials Handling Limited**  
trading as **Yale Europe Materials Handling**  
Flagship House, Reading Road North,  
Fleet, Hampshire GU51 4WD, United Kingdom.  
Tel: + 44 (0) 1252 770700 Fax: + 44 (0) 1252 770784  
[www.yale-forklifts.eu](http://www.yale-forklifts.eu)

Country of Registration: England. Company Registration Number: 02636775



**Safety.** This truck conforms to the current EU requirements. Specification is subject to change without notice

Publication part no. 290000213 Rev.01  
Printed in The United Kingdom (1009HG) EN

Yale is a registered trade mark.  
© Yale Europe Materials Handling 2009. All rights reserved.

Truck shown with optional equipment